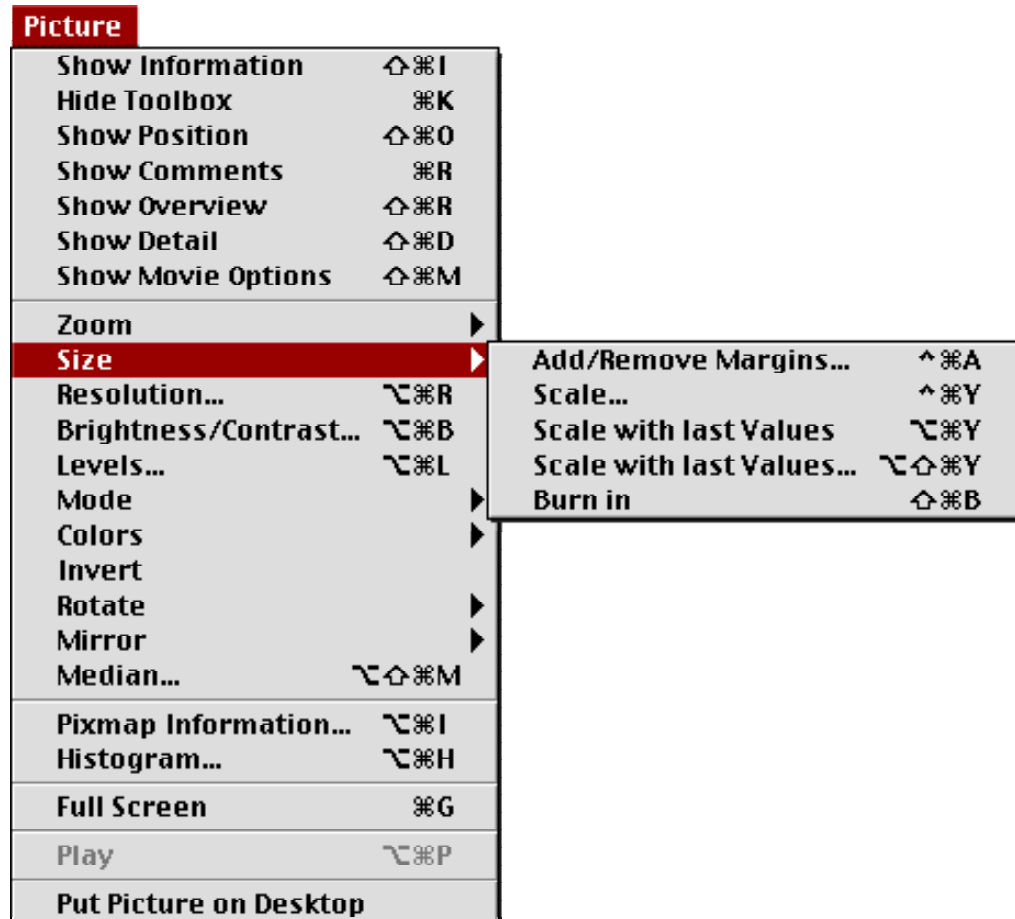


Step-by-Step

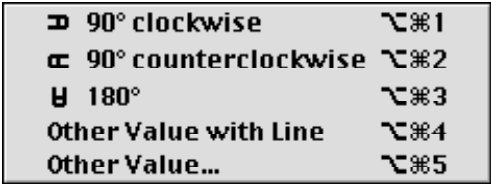
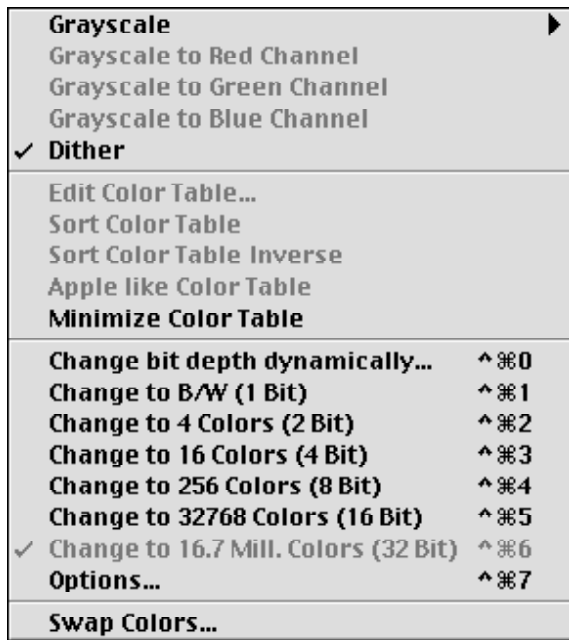
Editing Images using Graphic Converter 4.0.8

Graphic Converter is a shareware program that allows you to manipulate your images. We have placed this file on the CD, so that you can perform some basic graphic editing tasks.

The most common tasks will be performed using the Picture Menu, including Size, Resolution and Rotate your images. There is also a comprehensive users Manual in the folder with the software.



You can change the number of colors in your picture, to reduce the file size. On most computer monitors you cannot tell the difference between 16 Bit (thousands of colors) and 32 Bit (millions of colors) graphics. But the 16 Bit images are much smaller



You may also need to rotate your images.

Graphic Converter lets you convert your images (Save As...) in many file formats. Here are the most common graphic file types:

JPEG (stands for Joint Photographic Experts Group) is a compressed file that has become a standard for web-based images and digital cameras. These pictures can be millions of colors. This is the preferred format for saving pictures because they can be read by most programs and computers.

GIF (stands for Graphic Interchange Format) is also a standard file format for web pages, but limited to 256 colors.

PICT is the standard file format for the Macintosh

BMP (stands for Bit Mapped Picture) is the standard file format for Windows computers

EPS (stands for Encapsulated Post Script) – very large files used most often in desktop publishing

TIFF (stands for Tagged Image File Format) – also very large files used most often in desktop publishing